

THE WATER WHEEL

ISSN 0258-2244

January/February 2013 Volume 12 No 1



WATER LOSS – SA needs to do more



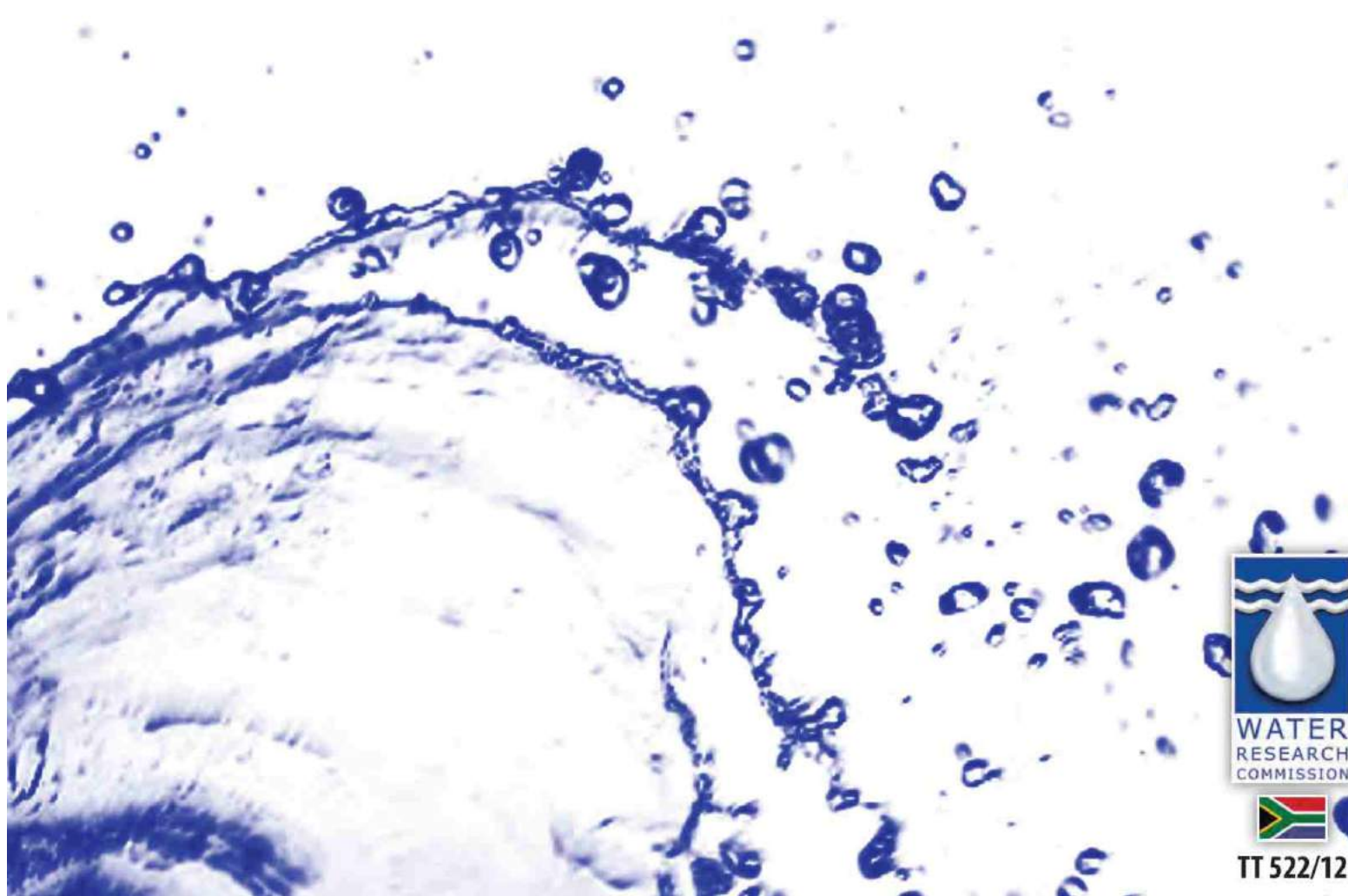
COUNTING THE LOST DROPS –

Study into non-revenue water shows we can do more



The State of Non-Revenue Water in South Africa (2012)

R Mckenzie, ZN Siquilaba & WA Wegelin



TT 522/12

While South Africa's non-revenue water levels compare well internationally as a water scarce country we need to do all we can to prevent the unnecessary loss of water. This is one of the main recommendations of a recent study into the state of non-revenue water in South Africa commissioned by the Water Research Commission (WRC). Lani van Vuuren reports.

The Draft Second National Water Resources Strategy (NWRS2) has identified the implementation of water use efficiency, conservation and water demand management as a core strategy to ensure sufficient water to meet South Africa's needs going into the future. This, 'non-negotiable performance area', it says, must be implemented immediately in all water use sectors, specifically municipalities. "In view of water scarcity, it is essential that such water losses must be curtailed, especially in terms of the need to provide for the growing water demands of new socio-economic development," the strategy points out.

In order to improve the current situation, the water sector must have a clear indication of the current status of non-revenue water in South African municipalities, more specifically what the actual water losses are and how they are split between physical leakage (real losses) and commercial losses (apparent losses). It is for this reason that the WRC, in collaboration with the Department of Water Affairs (DWA), launched the latest investigation into the state of non-revenue water in South Africa, which has now been published.

In the most comprehensive and detailed study of its kind, to date, data were gathered from 132 municipalities throughout South Africa representing over 75% of the total volume of municipal water supply. The study follows on from similar WRC assessments undertaken in 2001, 2005 and 2007. This is the first time the country has a single, representative estimate of

non-revenue water as opposed to various estimates in previous years.

According to project leader and MD of WRP Consulting Engineers, Ronnie Mckenzie, speaking on behalf of the key team members, which included Willem Wegelin and Zama Siquabala who gathered most of the information, many of the country's municipalities are realising the value of undertaking a proper and reliable water balance. They were therefore happy to cooperate with the project team as it also helped them to formalise their water balance, a requirement of DWA.

"Unfortunately we also have several municipalities operating in crisis mode, who had no energy to deal with requests for information," adds Mckenzie. More than half of municipalities were unable to provide any data on non-revenue water, and many lacked even the most basic bulk meter readings, which means they do not know how much water they are consuming let alone how much is being lost through physical leakage or commercial losses. This was of great concern to the project team.

MAIN RESULTS

South Africa's present level of non-revenue water is estimated to be in the order of 37%, which is virtually at the world average of 36,6%. Of this, a quarter is considered to be losses through physical leakage. According to Mckenzie, while South Africa compares well to the world average we do not compare well to other developed water scarce countries, such as Australia, whose non-revenue water levels are often less than 10%. "There is still much scope

for improvement. As a water scarce country we cannot afford to waste so much water."

The study also indicates that South Africa still has a relatively high per capita water use (around 273 litres per person per day) which is an indication that the average citizen still does not realise the scarcity of this resource. The current volume of non-revenue water is around 1 580 million m³/annum of water per annum – roughly equal to the annual supply of Africa's largest water utility, Rand Water. At a nominal production cost of R4,5/m³, this loss represents about R7,2-billion a year.

It is heartening to note that the issue of non-revenue water – ignored by many municipalities in the past – is now receiving increasing attention at municipal level. "All of the large metros and most of the large cities and towns are now monitoring their water use and trying to establish a proper and reliable water balance in line with international recommendations," notes Mckenzie. "Progress in this regard is certainly being made and both the DWA and the WRC are creating awareness and encouraging proper water auditing at the municipal level."

WHAT IS NON-REVENUE WATER?

Non-revenue water refers to all the water that is lost through physical leakage or commercial losses (meter under-registration, billing errors, theft etc) as well as any unbilled authorised consumption (fire-fighting, mains flushing etc).



Physical leakage as a result of damaged or unmaintained water supply pipelines are a real headache in most municipalities.



Lain van Vuuren

So-called category A municipalities (metros) achieved non-revenue water levels of around 34,3% compared to the water losses of 72,5% (on average) achieved by B4 (small) municipalities. Non-revenue water levels of mid-sized municipalities range from 30,5% to 41,3% on average. Mckenzie does stress that expressing the losses in terms of percentages, while normal practice at the political level, can be very misleading and care should be exercised when comparing percentage losses between different municipalities or from one year to the next.

In many municipalities throughout South Africa there is a dedicated effort to provide safe potable water to outlying communities that have previously had no access to a formal

“Many of the interventions needed to reduce non-revenue water can be implemented at relatively modest cost compared to those of a new water supply project.”

water supply indicating a shift in focus from improving efficiency to the installation of new pipelines and supplies in line with government policy. As the report points out, such measures can inadvertently lead to an increase in the levels of non-revenue water, particularly in percentage terms, when, in fact, significant improvements are often being made.

THE CHALLENGES REMAIN

Unfortunately, despite the progress being made, it seems that South Africa’s non-revenue water levels have remained stagnant at best over the past five to ten years. “It appears that the overall level of non-revenue water throughout South Africa is not reducing, with indications that it may in fact be increasing,” says Mckenzie. “Unfortunately, it is currently not clear whether the slight increase is due to more reliable data from a larger data set or due to a real increase in the non-revenue water. We require another year or

two of reliable data to establish if the trend is really increasing or not.”

The investigation confirmed that non-revenue water remains the product of many factors, including poor planning, limited financial resources to implement the necessary programmes, poor infrastructure asset maintenance and lack of capacity. However, several additional key problem areas were also identified. One of the greatest inhibitors to the introduction of successful water demand management in many municipalities is the proper auditing and documentation of the various interventions.

“If the various interventions are properly ring-fenced and audited, the results will speak for themselves and the funding needed to implement new projects will easily be approved,” notes Mckenzie. “Such auditing will also deter many companies from undertaken non-revenue water reduction projects under the misconception that they are an easy source of income and can be

NEW COMPENDIUM ON WC/WDM INTERVENTIONS NOW AVAILABLE

A new compendium of water conservation and water demand management (WC/WDM) interventions and measures in municipalities is now available from the Water Research Commission (WRC).

As a result of the infrastructure-intensive supply systems needed at a national, regional and local level to deliver water to end-users, many municipalities across the country are struggling to sustainably meet consumer demand. The dichotomy is that while municipalities are struggling to meet demand, water losses remain high. Much of this loss can be attributed to leakage and losses in both the network and on consumer properties which, in many areas, are not unaccounted for and represent a revenue loss to the municipality.

At the same time, the need for demand-side interventions that effectively reduce physical losses in water networks, artificial demand at the end-user level created through leakage, as well as apparent losses due to metering and billing deficiencies is abundantly clear.


In response to this need, municipalities across the country have initiated interventions, programmes and projects to reduce the demand for water with varying levels of success. Aimed at identifying, documenting and disseminating the experiences of municipalities in water demand management, the WRC directed the development of a compendium of case studies relating to WDM at municipal level. A total of 40 case studies are presented in an anecdotal, easy-to-read format. The presented case studies highlight not only best practice in the industry, but also less effective approaches that can potentially achieve greater effectiveness through improved management and implementation.

The document notes that a key challenge in planning for future economic growth and social upliftment in South Africa is ensuring efficient use of water supplies and reducing water consumption through improved management of demand for water. This notion also recognises that the eradication of poverty cannot take place without water.

“Historical demand for water continues to grow across the country and unless steps are taken to reduce demand, especially given that South Africa faces scarcity in the near future, water shortages will become the order of the day. The case studies

documented in this compendium abundantly demonstrate that it is possible to reduce water demand of municipal customers through carefully managed interventions, and in so doing also achieve greater financial efficiency, reduce non-revenue water and improve operation and maintenance procedures.”

To order the compendium (Report No. TT 519/12) contact Publications at Tel: (012) 330-340; Fax (012) 331-2565; Email: orders@wrc.org.za or Visit: www.wrc.org.za to download a free copy.



completed by anyone with a spade and a shovel.”

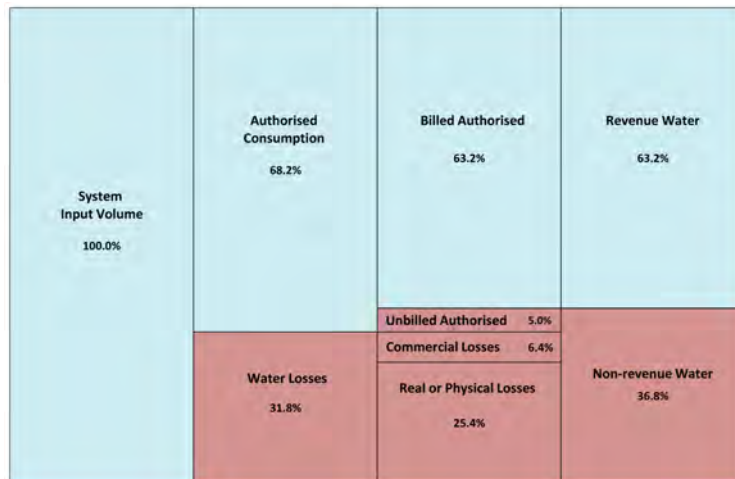
Another important aspect of non-revenue water reduction is effective billing and metering. Revenue recovery is essential in order for municipalities to provide a sustainable good quality service and as such should be decisively implemented across the country where practicable, the report points out. Ultimately, local authorities have a mandate to generate revenue and to operate in a self-sustaining manner and this can only be achieved through proper monitoring of water-supply systems in the form of metering and creating a culture of payment for services to enable sound maintenance activities and a high standard of consumer service. Furthermore, the importance of proper planning, budgeting and maintenance of water infrastructure cannot be over-emphasised and is essential in reducing water losses and averting a potential water crisis.

WHAT SHOULD OUR TARGETS BE?

Non-revenue water can potentially have a significant impact on water supply, and in some areas high levels of lost water have already forced the commissioning of new transfer schemes. According to Mckenzie, non-revenue water should be seen as a source of water as it actually represents a significant opportunity for municipalities to save water. “The added bonus is that many of the interventions needed to reduce non-revenue water can be implemented at relatively modest cost compared to those of a new water-supply project.”

Moreover, in areas that typically experience high levels of unemployment, the water demand management measures can create useful and long-term employment. In many cases, such interventions not only save water but can also create significant energy savings, particularly in systems where water is pumped at some point in the supply cycle.

Figure 1
The national water balance



While the NWR2 sets a target to reduce non-revenue water in municipalities to 15% by 2014, Mckenzie suggests that this may be difficult to achieve without the injection of many billions of Rand into the necessary water demand management interventions countrywide within the next two years. Without such a massive financial investment he believes that a target of 25% within ten years is achievable, especially considering municipalities' current resources. Mckenzie also recommends that targets be defined in terms of volumes rather than percentages, as the latter can be misleading.

“While it may still be possible to achieve significant savings within only a few years this will require huge investment which may simply not be viable in the current economic climate in which many countries across the globe are struggling just to survive. We know that it takes ten to twenty years to implement a new water resource project and water loss reduction projects are likely to need the same time period for proper and sustainable implementation.” Adds Mckenzie: “There will always be some water demand management interventions that can be implemented quickly and cost-effectively. Such interventions should

be prioritised and implemented without delay.”

While some municipalities have made great strides in conserving water much still has to be done in other areas to ensure water is not wasted unnecessarily. It is hoped that water loss reduction will receive the attention it deserves before the next large drought hits the country.

- To order the report, *The State of Non-Revenue Water in South Africa* (Report No. TT 512/12), contact Publications at Tel: (012) 330-340; Fax (012) 331-2565; Email: orders@wrc.org.za or Visit: www.wrc.org.za to download a free copy.

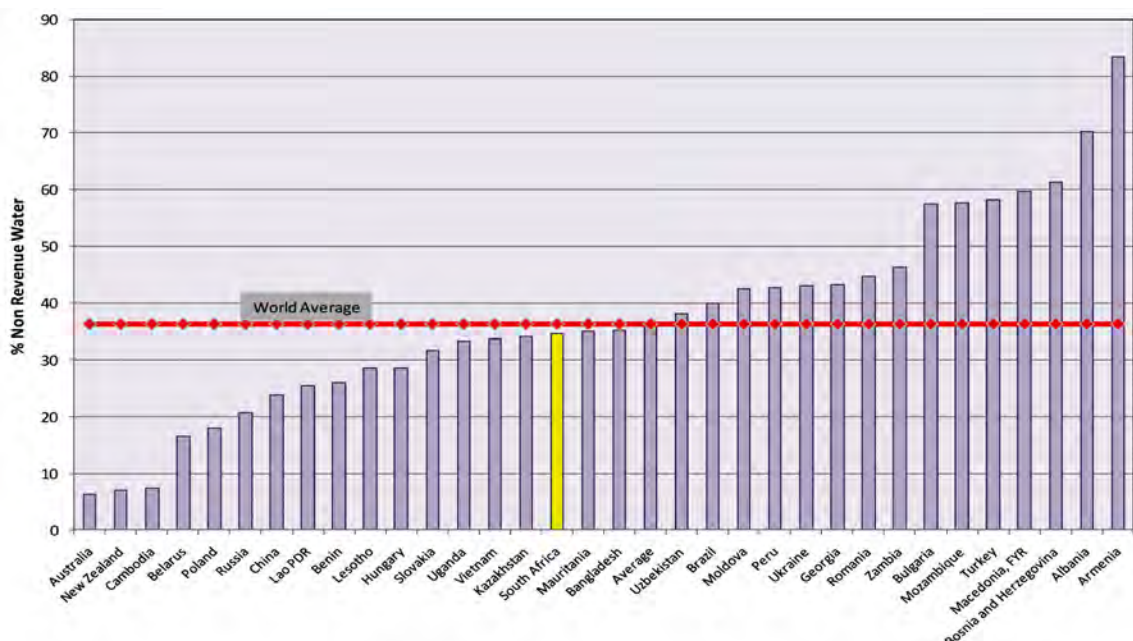



Figure 2
International percentage of non-revenue water